


1 2 3



# **PRESCHOOL LEARNING PACK**



Hi! My name is: \_\_\_\_\_

Name: \_\_\_\_\_

Date: \_\_\_\_\_

# ALL ABOUT MY NAME

My name is:

---

---

---

These are the letters in my name:

a	b	c	d	e	f	g
h	i	j	k	l	m	n
o	p	q	r	s	t	u
v	w	x	y	z		

Name: \_\_\_\_\_

Date: \_\_\_\_\_

# ALPHABET ORDER

Trace the letters of the alphabet.

A	B	C	D	E	F
G	H	I	J	K	L
M	N	O	P	Q	R
S	T	U	V	W	X
Y	Z				

Name: \_\_\_\_\_

Date: \_\_\_\_\_

# ALPHABET ORDER

Trace the letters of the alphabet.

a	b	c	d	e	f
g	h	i	j	k	l
m	n	o	p	q	r
s	t	u	v	w	x
y	z				

Name: \_\_\_\_\_

Date: \_\_\_\_\_

# ALPHABET ORDER

Fill in the missing letters.

A	B		D		F
G	H	I		K	
M			P	Q	R
	T	U	V		X
	Z				

Name: \_\_\_\_\_

Date: \_\_\_\_\_

# ALPHABET ORDER

Fill in the missing letters.

	b	c		e	
g		i	j		l
	n	o		q	r
	t	u		w	
y	z				

Name: \_\_\_\_\_

Date: \_\_\_\_\_

# TRACING NUMBERS 1-5

Trace and write the numbers.

1	1	1	1
2	2	2	2
3	3	3	3
4	4	4	4
5	5	5	5

Name: \_\_\_\_\_

Date: \_\_\_\_\_

# TRACING NUMBERS 6-10

Trace and write the numbers.

6	6	6	6
7	7	7	7
8	8	8	8
9	9	9	9
10	10	10	10




Name: \_\_\_\_\_


Date: \_\_\_\_\_

# COUNTING OBJECTS


Count the objects and circle the correct number.




1  
2  
3




3  
2  
4




4  
5  
3



3  
5  
6



2  
1  
4



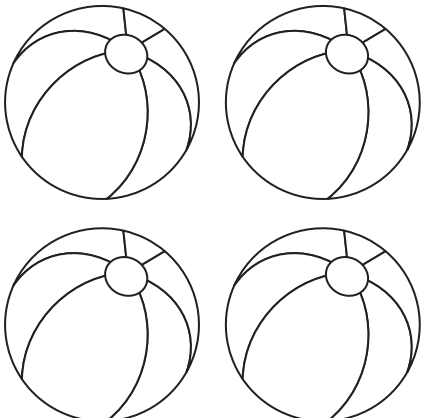
2  
5  
4

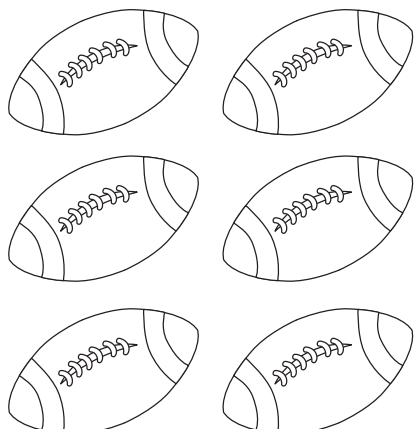
Name: \_\_\_\_\_


Date: \_\_\_\_\_

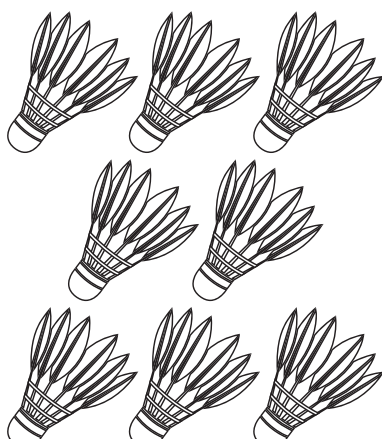
# COUNTING OBJECTS

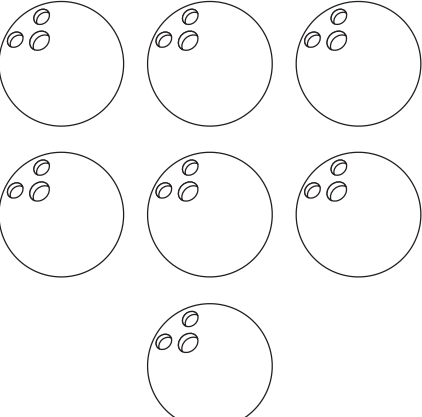
Count the objects and circle the correct number.

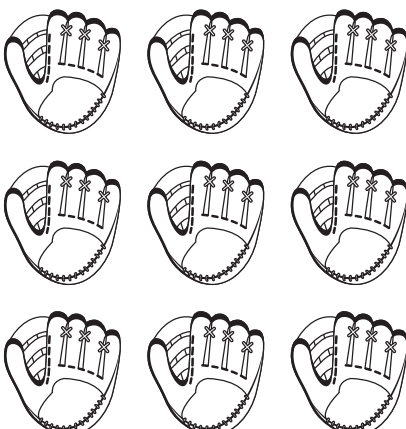
	<input type="radio"/> 5
	<input type="radio"/> 4
	<input type="radio"/> 6

	<input type="radio"/> 8
	<input type="radio"/> 6
	<input type="radio"/> 4

	<input type="radio"/> 7
	<input type="radio"/> 9
	<input type="radio"/> 6

	<input type="radio"/> 6
	<input type="radio"/> 7
	<input type="radio"/> 8

	<input type="radio"/> 7
	<input type="radio"/> 6
	<input type="radio"/> 8

	<input type="radio"/> 9
	<input type="radio"/> 8
	<input type="radio"/> 10

Name: \_\_\_\_\_

Date: \_\_\_\_\_

# MISSING NUMBERS 1-5

Paste the missing numbers.

1	2	3		5
---	---	---	--	---

1	2		4	5
---	---	--	---	---

	2	3	4	5
--	---	---	---	---

1		3	4	
---	--	---	---	--

2	4	5	3	1
---	---	---	---	---

Name: \_\_\_\_\_

Date: \_\_\_\_\_

# MISSING NUMBERS 6-10

Paste the missing numbers.

6		8	9	10
---	--	---	---	----

6	7	8		10
---	---	---	--	----

6	7		9	10
---	---	--	---	----

	7	8	9	
--	---	---	---	--


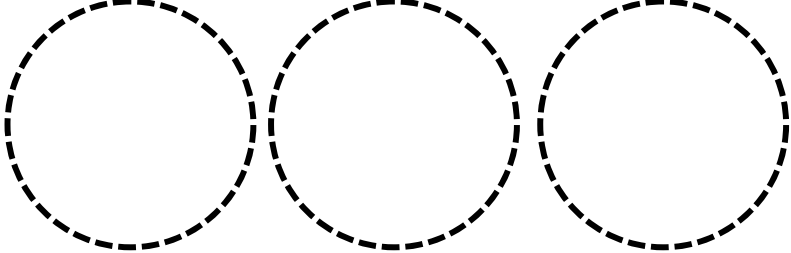

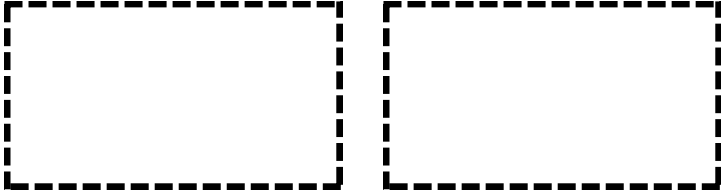





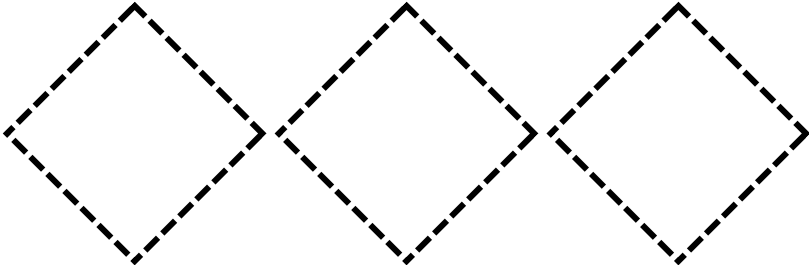
7	6	8	9	10
---	---	---	---	----

Name: \_\_\_\_\_

Date: \_\_\_\_\_

# TRACE THE SHAPES

Color and trace the shapes.


	
	
	
	
	

Name: \_\_\_\_\_

Date: \_\_\_\_\_

# SAME AND DIFFERENT

Color the picture that is different in each row.




Name: \_\_\_\_\_


Date: \_\_\_\_\_

# COLORS

Color the leaf to match the color words.




red




orange




yellow




green




blue




purple



pink



brown



black




Name: \_\_\_\_\_


Date: \_\_\_\_\_

# COLORS


Color the apple to match the color words.




red




orange




yellow




green




blue




purple



pink



brown



black








Name: \_\_\_\_\_

Date: \_\_\_\_\_

# CUTTING PRACTICE

Use scissors to carefully cut along the lines.



Name: \_\_\_\_\_

Date: \_\_\_\_\_

# CUTTING PRACTICE

Use scissors to carefully cut along the lines.

